

Transform Data into Products

New Opportunities for Corporations, SMEs, and Startups

15th March 2019



Timo Tautenhahn
Senior Solution Consultant
Tableau Software EMEA

Icon Legend



= Webinar




= Whitepaper




= More Information?





Adobe





Product Manager Data Monetization (m/f)

Language

DE EN

Drive with us the digital transformation of BASF and implement the future processes and ways of working with our data. Digital solutions, processes and services will play an essential role in our future business. This is why we founded BASF 4.0. We report to the CEO and the project head is our chief digital officer.

We are driven by organizational elements such as

Your Skills

e-commerce and/or digital marketing

Scrum, Kanban, SAFe

startup experience



Timo Tautenhahn
Senior Solution Consultant
Germany, Austria, Switzerland, Eastern Europe and CIS





Timo Tautenhahn

Senior Solution Consultant

Germany, Austria, Switzerland, Eastern Europe and CIS

tableaufans.com

Pages

1.008

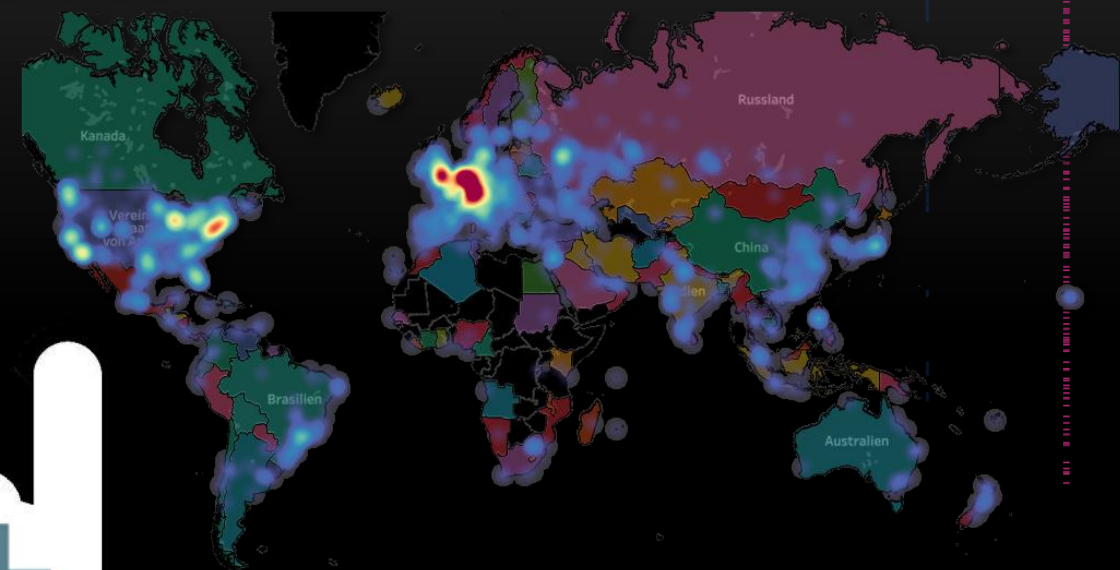
Countries

135

Cities

3.219

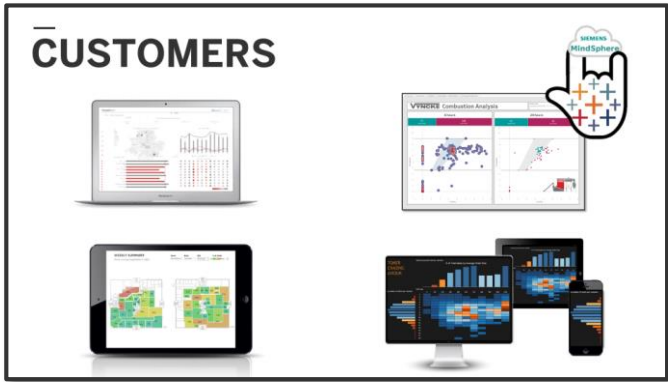
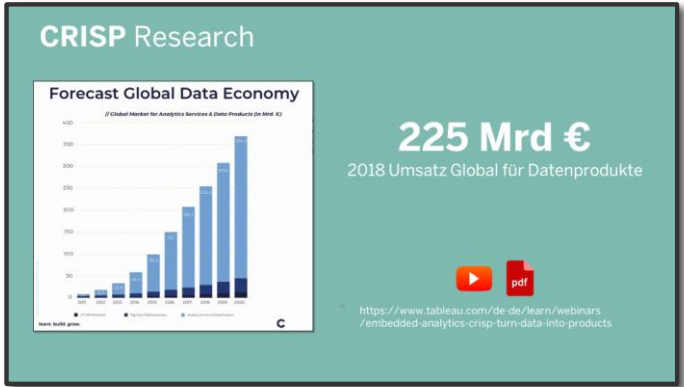
Global Overview



IBM

Data Connection: Sep 24th 2018

Session Flow




Big Picture

MAKE vs BUY

Customers

Inspiration

Q&A



Session Flow

CRISP Research

Forecast Global Data Economy




225 Mrd €

2018 Umsatz Global für Datenprodukte

<https://www.tableau.com/de-de/learn/webinars/embedded-analytics-crisp-turn-data-into-products>

CUSTOMERS



DATA ROYAL STAR

Timo Tautenhahn

Questions, comments, feelings?

ttautenhahn@tableau.com

www.tableaufans.com



MAKE



BUY

User Interface

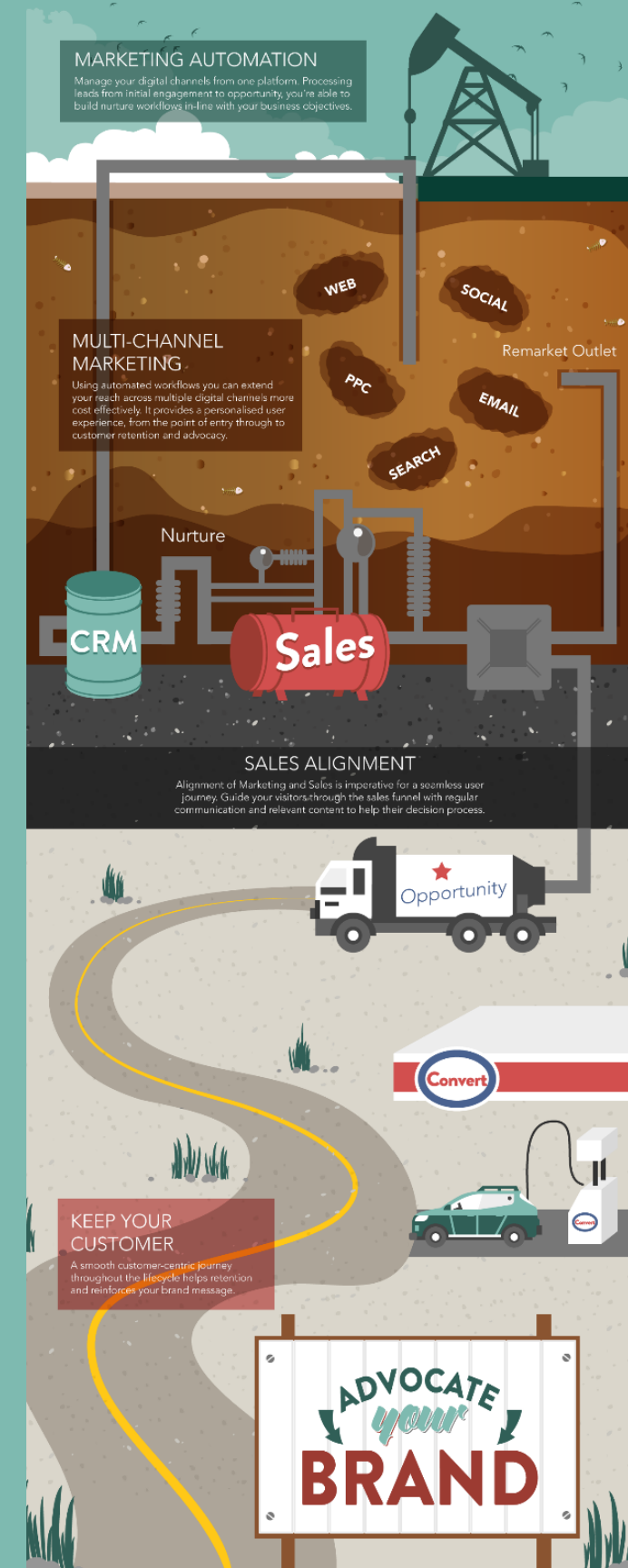
Platform

Automated Data Flow

Innovations

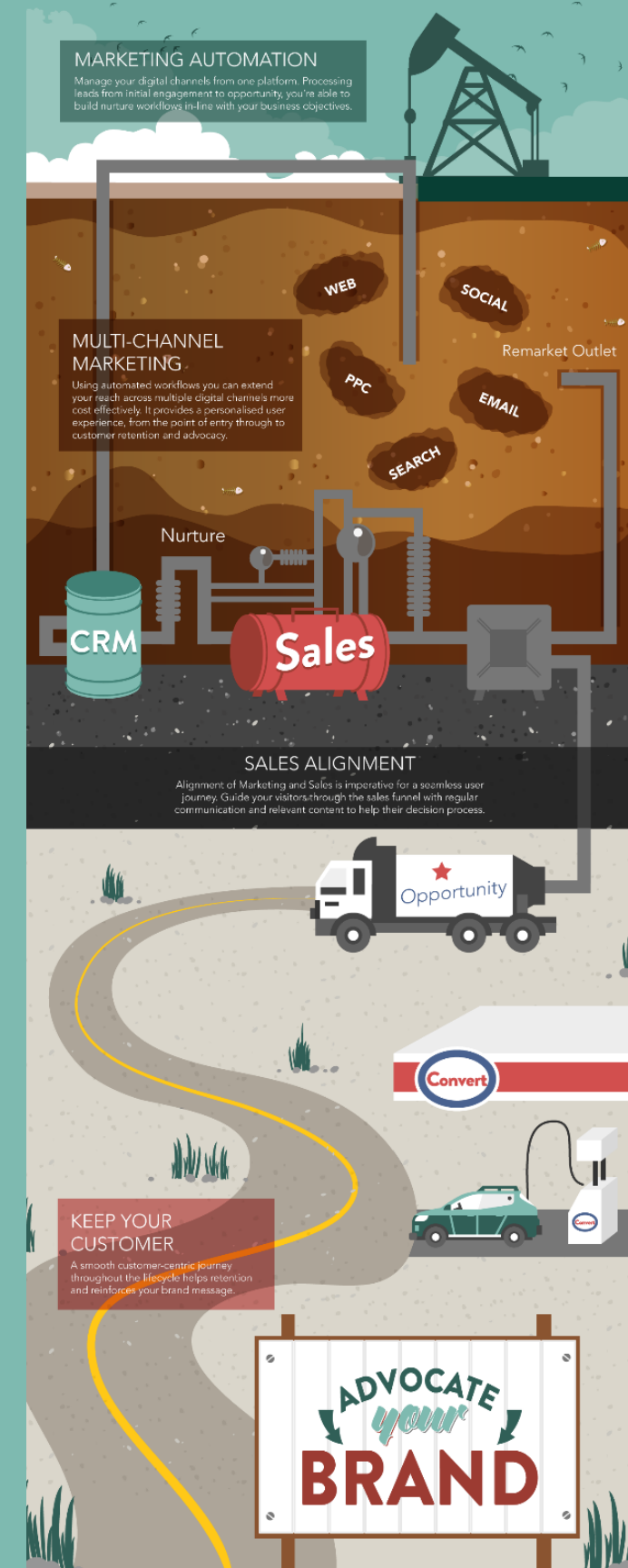
DATA IS THE **NEW** OIL

but do you have the resource to refine it?



DATA IS THE **NEW** OIL

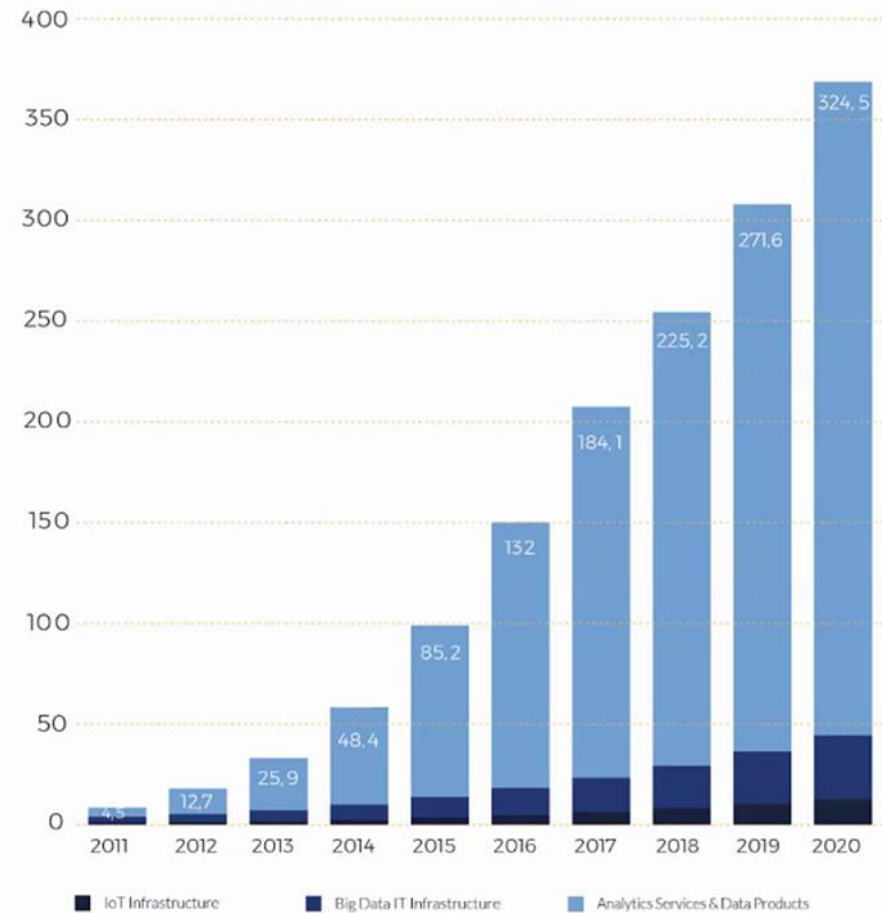
but do you have the resource to refine it?



CRISP Research

Forecast Global Data Economy

// Global Market for Analytics Services & Data Products (in Mrd. €)



// Quelle: © CRISP Research AG, 2018

learn. build. grow.



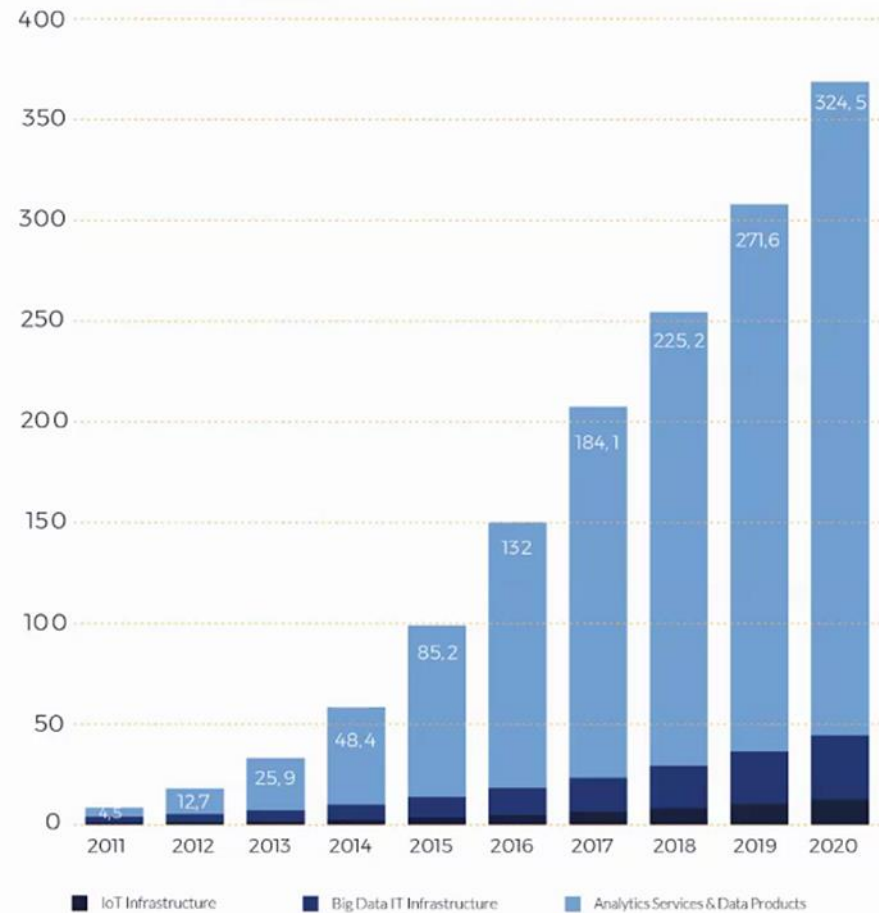
271,6 Mrd €

Global Market for Data Products in 2019

CRISP Research

Forecast Global Data Economy

// Global Market for Analytics Services & Data Products (in Mrd. €)



// Quelle: © CRISP Research AG, 2018

learn. build. grow.



- **Innovation Processes**
 - Explorative, Strategic, ...
- **Data Business Models & Strategies**
 - Digital Platform Analytics, APIs, ...



<https://www.tableau.com/learn/webinars/turn-data-products-data-scientist-data-business-owner>


```
<tr class="row-1 row-first row-last">
  <td class="col-1 col-first">
    <div class="views-field views-field-title"> <span class="
    <div class="views-field views-field-uc-product-image">
      <div class="field-content">
        <a href="/yellowleather/products/shoes/comfy-l
      </div>
    </td>
  <td class="col-2">
    <div class="views-field views-field-title"> <span class="
    <div class="views-field views-field-uc-product-image">
      <div class="field-content">
        <a href="/yellowleather/products/belts/embossed
      </div>
    <div class="views-field views-field-display-price">
    </div>
  </td>
  <td class="col-3 col-last">
    <div class="views-field views-field-title"> <span class="
    <div class="views-field views-field-uc-product-image">
    <div class="field-content">
      <a href="/yellowleather/products/hats/leather-
    </div>
    </div>
    <div class="views-field views-field-display-price">
    </div>
  </td>
</tr>
```

MAKE



BUY

MAKE

- Manual
- Time-consuming
- Dependency on individuals
- The more sources, the more complex
- Error-prone

Order Number	Customer Identifier	Order Status	Requested Pick-t	Tax Amount	Order Amount	P
201766-6300005	C00005	Complete	6/6/2017	0.6		5
201766-6300014	C00014	In Transit	6/6/2017	1.68		14
201766-6300017	C00017	Processing	6/6/2017	2.04		17
201766-6300024	C00024	Complete	6/6/2017	2.88		24
201766-6300026	C00026	Complete	6/6/2017	3.12		26
201766-6300054	C00054	In Transit	6/6/2017	6.48		54
201766-6300055	C00055	Complete	6/6/2017	6.6		55
201766-6300083	C00083	Complete	6/6/2017	9.96		83
201766-6300105	C00105	In Transit	6/6/2017	12.6		105
201766-6300106	C00106	In Transit	6/6/2017	12.72		106
201766-6300115	C00115	Complete	6/6/2017	13.8		115
201766-6300126	C00126	In Transit	6/6/2017	15.12		126
201766-6300135	C00135	Complete	6/6/2017	16.2		135
201766-6300138	C00138	In Transit	6/6/2017	16.56		138
201766-6300141	C00141		6/6/2017	16.92		141
201766-6300142	C00142		6/6/2017	17.04		142
201766-6300144	C00144		6/6/2017	17.28		144
201766-6300152	C00152		6/6/2017	18.24		152
201766-6300157	C00157		6/6/2017	18.84		157
201766-6300161	C00161		6/6/2017	19.32		161
201766-6300165	C00165		6/6/2017	19.8		165
201766-6300171	C00171		6/6/2017	20.52		171
201766-6300177	C00177		6/6/2017	21.24		177
201766-6300185	C00185		6/6/2017	22.2		185
201766-6300187	C00187		6/6/2017	22.44		187
201766-6300191	C00191		6/6/2017	22.92		191
201766-6300197	C00197		6/6/2017	23.64		197
201766-6300222	C00222		6/6/2017	26.64		222
201766-6300224	C00224		6/6/2017	26.88		224
201766-6300225	C00225		6/6/2017	27		225
201766-6300232	C00232		6/6/2017	27.84		232
201766-6300235	C00235	Complete	6/6/2017	28.2		235
201766-6300255	C00255	Complete	6/6/2017	30.6		255
2017512-600416	C00416	Complete	5/12/2017	49.92		416
2017515-600416	C00416	Complete	5/15/2017	49.92		416
2017515-600417	C00417	Complete	5/15/2017	50.04		417
2017516-600563	C00563	Complete	5/16/2017	67.56		563
2017516-600566	C00566	Complete	5/16/2017	67.92		566
2017516-600568	C00568	Complete	5/16/2017	68.16		568
2017516-600568	C00568	Complete	5/16/2017	68.16		568
2017516-600571	C00571	Complete	5/16/2017	68.52		571
2017516-600596	C00596	Complete	5/16/2017	71.52		596
2017516-600598	C00598	Complete	5/16/2017	71.76		598
2017516-600611	C00611	Complete	5/16/2017	73.32		611
2017516-600621	C00621	Complete	5/16/2017	74.52		621
2017516-600625	C00625	Complete	5/16/2017	75		625
2017516-600631	C00631	Complete	5/16/2017	75.72		631

EXCEL



MAKE

- Manual
- Time-consuming
- Dependency on individuals
- The more sources, the more complex
- **Error-prone**
- **Even more manual effort**
- **Doesn't scale**
- **Data limit**
- **Static**

Order Number	Customer Identifier	Order Status	Requested Pick-up	Tax Amount	Order Amount	Pick-up
201766-6300005	C00005	Complete	6/6/2017	0.6		5
201766-6300014	C00014	In Transit	6/6/2017	1.68		14
201766-6300017	C00017	Processing	6/6/2017	2.04		17
201766-6300024	C00024	Complete	6/6/2017	2.88		24
201766-6300026	C00026	Complete	6/6/2017	3.12		26
201766-6300054	C00054	In Transit	6/6/2017	6.48		54
201766-6300055	C00055	Complete	6/6/2017	6.6		55
201766-6300083	C00083	Complete	6/6/2017	9.96		83
201766-6300105			6/6/2017	12.6		105
201766-6300106			6/6/2017	12.72		106
201766-6300115			6/6/2017	13.8		115
201766-6300126			6/6/2017	15.12		126
201766-6300135			6/6/2017	16.2		135
201766-6300138			6/6/2017	16.56		138
201766-6300141			6/6/2017	16.92		141
201766-6300142			6/6/2017	17.04		142
201766-6300144			6/6/2017	17.28		144
201766-6300152			6/6/2017	18.24		152
201766-6300157			6/6/2017	18.84		157
201766-6300161			6/6/2017	19.32		161
201766-6300165			6/6/2017			165
201766-6300171			6/6/2017			171
201766-6300177						177
201766-6300185						185
201766-6300187						187
201766-6300191	C00191	In Transit				191
201766-6300197	C00197	In Transit				197
201766-6300222	C00222	Complete				222
201766-6300224	C00224					224
201766-6300225	C00225					225
201766-6300232	C00232		6/6/2017			232
201766-6300235	C00235		6/6/2017	28.2		235
201766-6300255	C00255		6/6/2017	30.6		255
2017512-600416	C00416		5/12/2017	49.92		416
2017515-600416	C00416		5/15/2017	49.92		416
2017515-600417	C00417		5/15/2017	50.04		417
2017516-600563	C00563		5/16/2017	67.56		563
2017516-600566	C00566	Complete	5/16/2017	67.92		566
2017516-600568	C00568	Complete	5/16/2017	68.16		568
2017516-600568	C00568	Complete	5/16/2017	68.16		568
2017516-600571	C00571	Complete	5/16/2017	68.52		571
2017516-600596	C00596	Complete	5/16/2017	71.52		596
2017516-600598	C00598	Complete	5/16/2017	71.76		598
2017516-600611	C00611	Complete	5/16/2017	73.32		611
2017516-600621	C00621	Complete	5/16/2017	74.52		621
2017516-600625	C00625	Complete	5/16/2017	75		625
2017516-600631	C00631	Complete	5/16/2017	75.72		631

EXCEL



PowerPoint



AdobePDF




MAKE

- Initial Development Effort
- Programming Expertise for Adjustments
- Data Connection
- Security
- Monitoring

[Overview](#) [Examples](#) [Documentation](#) [Source](#)

Data-Driven Documents



Like visualization and creative coding? Try interactive JavaScript notebooks in [Observable!](#)

D3.js is a JavaScript library for manipulating documents based on data. D3 helps you bring data to life using HTML, SVG, and CSS. D3's emphasis on web standards gives you the full capabilities of modern browsers without tying yourself to a proprietary framework, combining powerful visualization components and a data-driven approach to DOM manipulation.

[See more examples.](#)

Download the latest version (5.7.0) here:

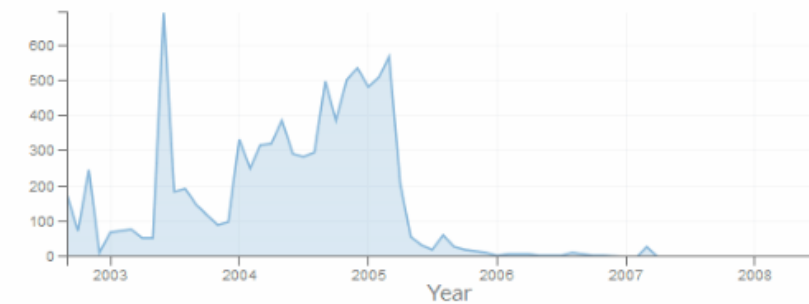
- [d3.zip](#)

To link directly to the latest release, copy this snippet:

```
<script src="https://d3js.org/d3.v5.min.js"></script>
```

The full source and tests are also available [for download](#) on GitHub.

Number of Donations



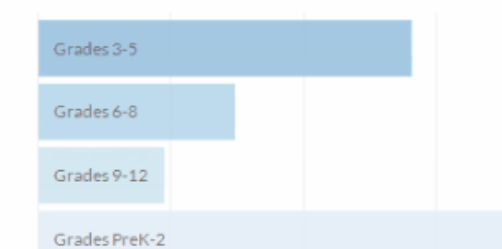
Donation Count for Resources



Funding Status



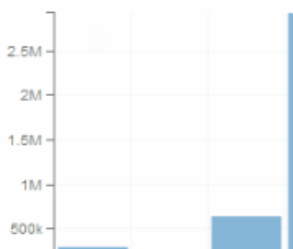
Donation Count by Grade

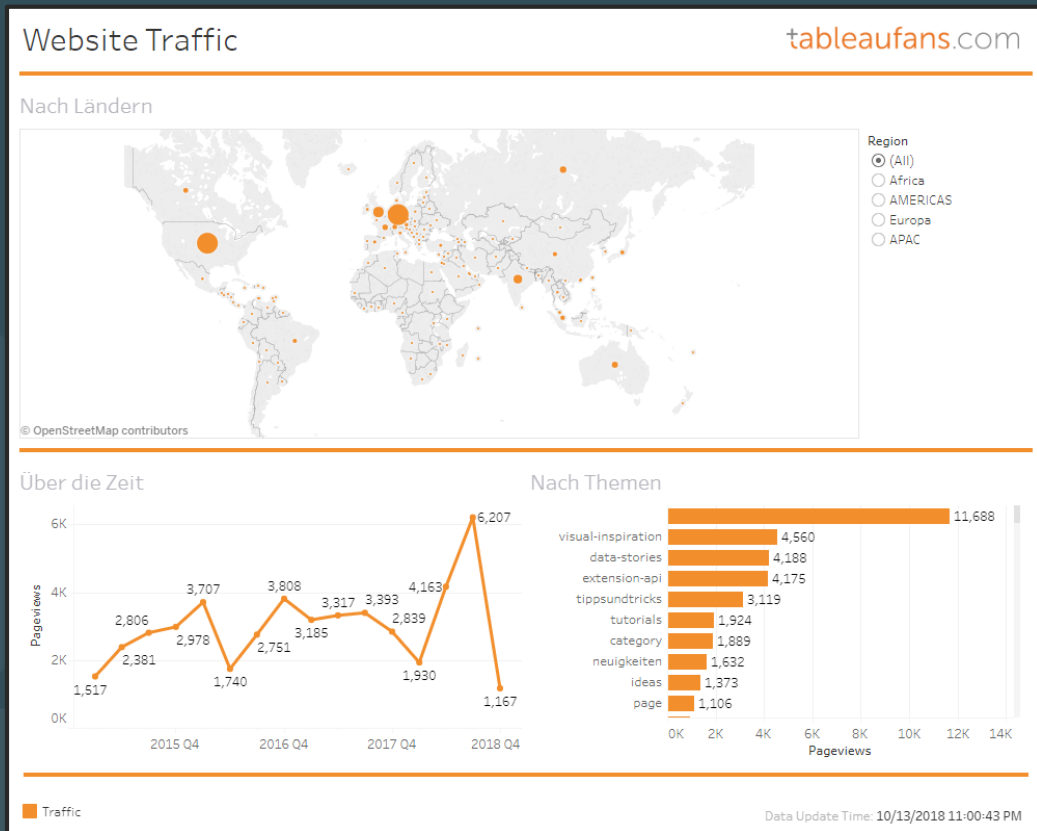


Donation Count by Poverty Level



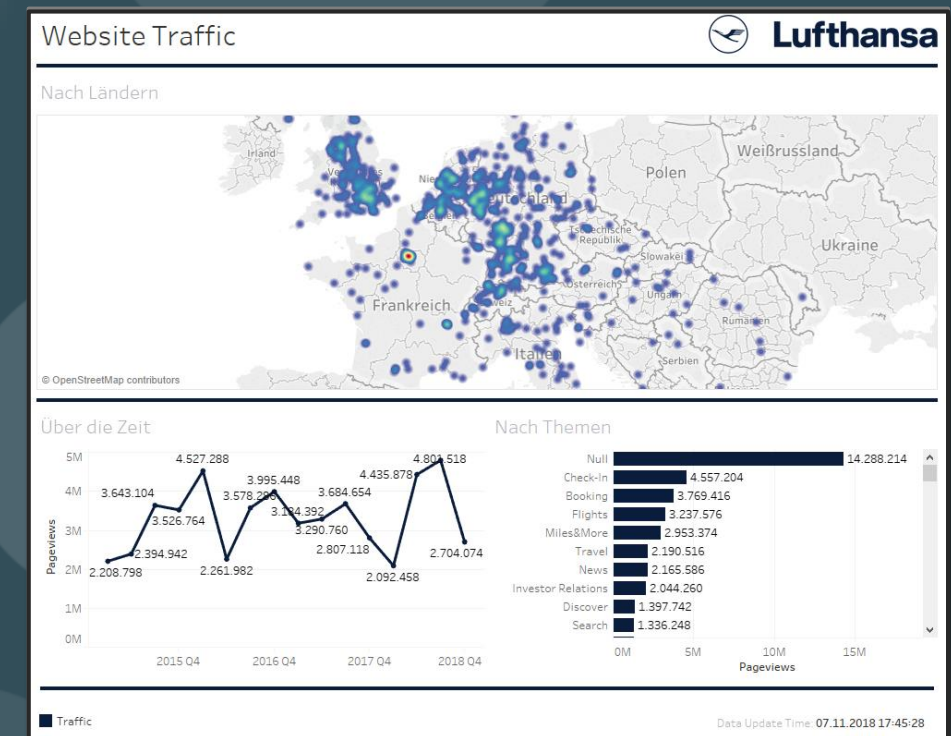
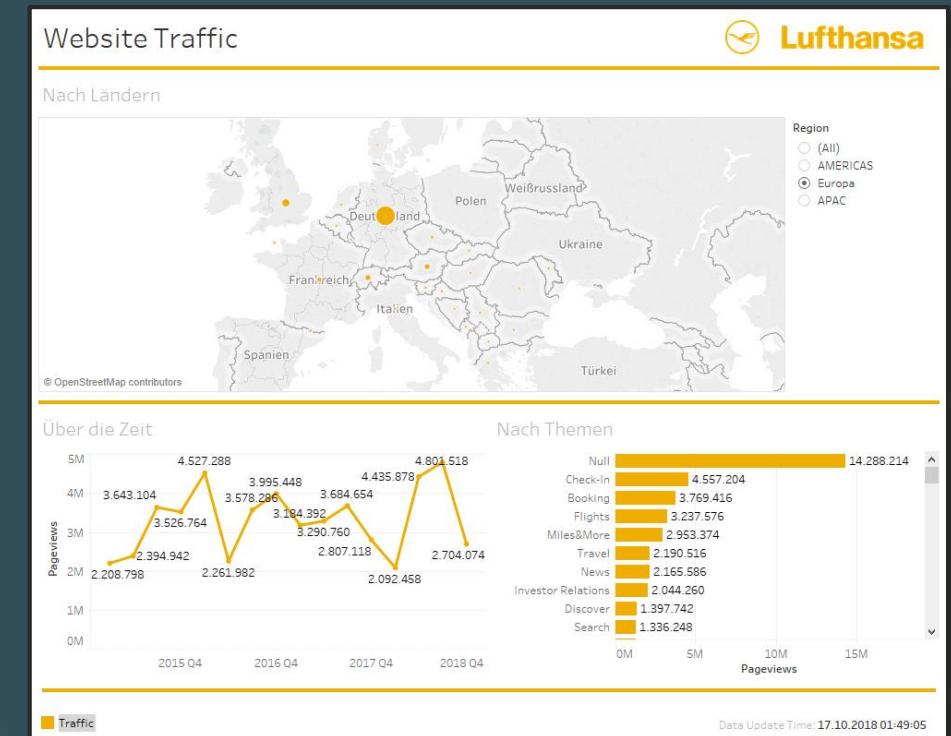
Donation Amount by State (\$)





5min DEMO

- Swap Data Source
- Google Analytics
- Database
- Look and Feel
- Logo
- Colors



MAKE

- Initial Development Effort
- Programming Expertise
- Time for Adjustments
- Unifying Data Sources
- Dependent on Individuals
- Data Volumes
- Security
- Integration
- Scalability
- Monitoring
- Manual Deployment
- Error-prone
- Mobile
- Time-to-Market

BUY

MAKE

- Initial Development Effort
- Programming Expertise
- Time for Adjustments
- Unifying Data Sources
- Dependent on Individuals
- Data Volumes
- Security
- Integration
- Scalability
- Monitoring
- Manual Deployment
- Error-prone
- Mobile
- Time-to-Market

BUY

- Fast Deployment
- Adjustments made by Business Unit
- Security
- Monitoring
- Scalability
- +100k User**
- Time-to-Market

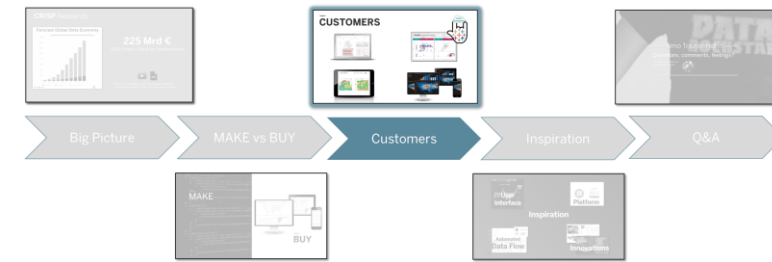


 **questback**

```
<div class="row-1 row-first row-last">
  <div class="col-1 col-first">
    <div class="views-field views-field-title">
    <div class="views-field views-field-uc-product-image">
      <div class="field-content">
        <a href="/yellowleather/products/shoes/comfy-1
      </div>
    </div>
    <div class="views-field views-field-display-price">
    </div>
  </div>
  <div class="col-2">
    <div class="views-field views-field-title">
    <div class="views-field views-field-uc-product-image">
      <div class="field-content">
        <a href="/yellowleather/products/t
      </div>
    </div>
    <div class="views-field views-field-displa
    </div>
  </div>
  <div class="col-3 col-last">
    <div class="views-field views-field-title">
    <div class="views-field views-field-uc-product-image">
      <div class="field-content">
        <a href="/yellowleather/products/hats/leather
      </div>
    </div>
    <div class="views-field views-field-display-price">
    </div>
  </div>
</div>
```

MAKE

BUY



SIEMENS

Ingenuity for life

372k employees

83 € billion

200+ countries



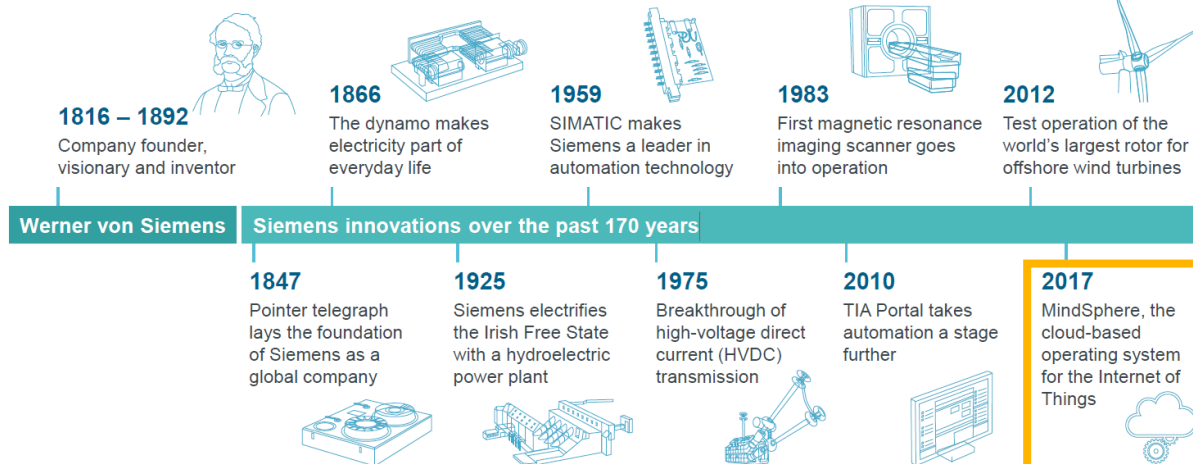
Schneider
Electric

Siemens MindSphere

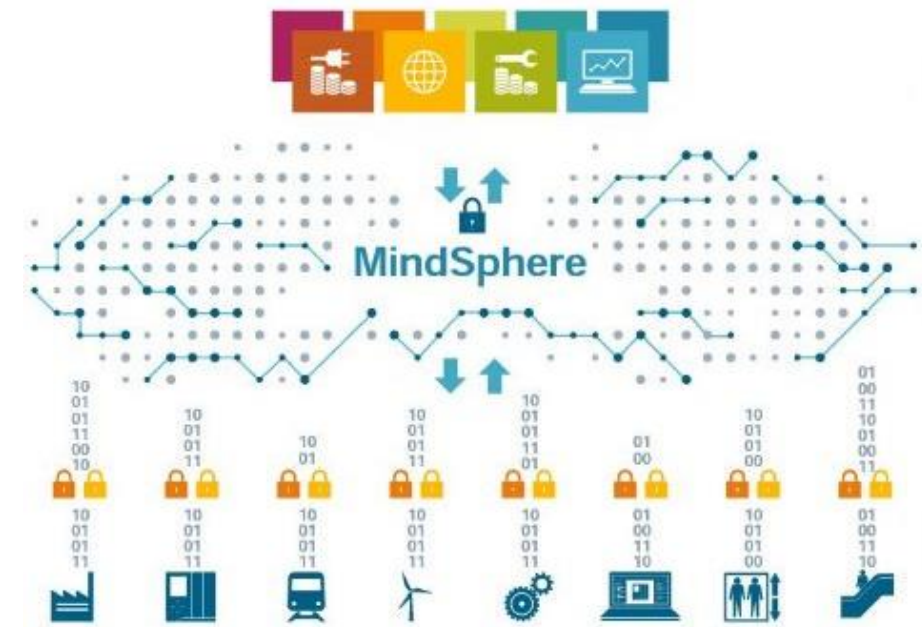
Siemens' next BIG THING

Milestones of a 170-year history

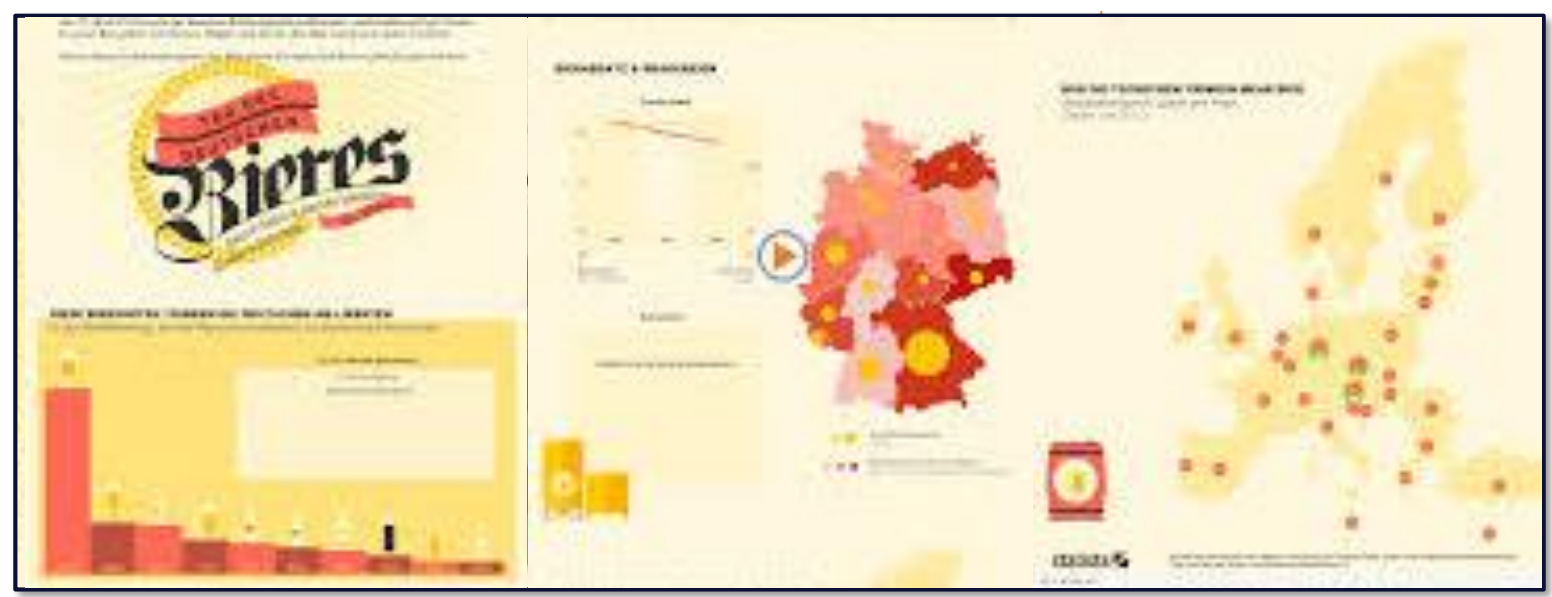
SIEMENS
Ingenuity for life




© Siemens AG 2018



Siemens **MindSphere**



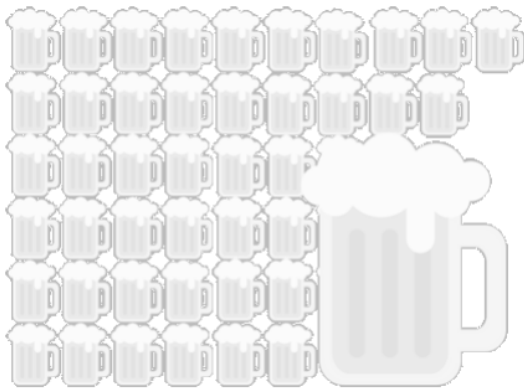
Siemens MindSphere



Siemens MindSphere



Siemens MindSphere



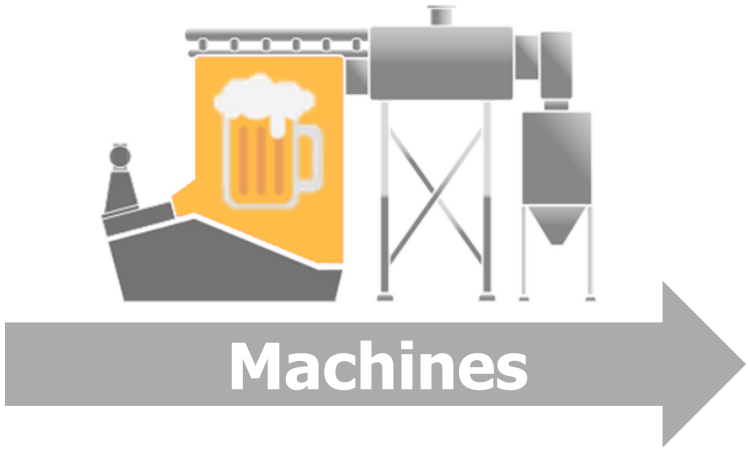
BreweryMachines



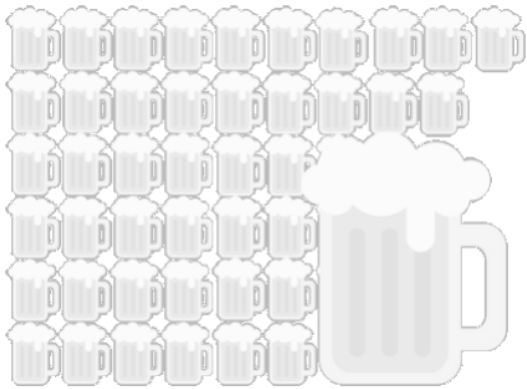
MachineBuilder

Customer

Siemens MindSphere



BreweryMachines



MachineBuilder

Customer

Siemens MindSphere

Brewery**Machines**



MachineBuilder



Customer

Siemens MindSphere



Brewery**Machines**

MachineBuilder

Customer

Siemens MindSphere

Brewery**Machines**



MachineBuilder



Customer

Siemens MindSphere



MachineBuilder



Customer

Siemens MindSphere



Brewery**Machines**



MachineBuilder



Customer

Siemens MindSphere

Brewery**Machines**



MachineBuilder



Siemens
MindSphere



Customer

Siemens MindSphere



MachineBuilder




Siemens
MindSphere




Customer

Siemens MindSphere



Apps




BreweryMachines

MachineBuilder

Siemens
MindSphere

Customer

Siemens MindSphere



Requires **Coding**



Brewery**Machines**



MachineBuilder

Siemens
MindSphere

Customer


Siemens MindSphere



MachineBuilder



Siemens
MindSphere



Customer


Siemens MindSphere



MachineBuilder



Siemens
MindSphere



Customers


Siemens MindSphere



MachineBuilder



Siemens
MindSphere




Customers

Siemens MindSphere



MachineBuilder

Siemens
MindSphere



Customers

Siemens MindSphere




MachineBuilder

Siemens
MindSphere

Customers



Minodes





Minodes



Minodes

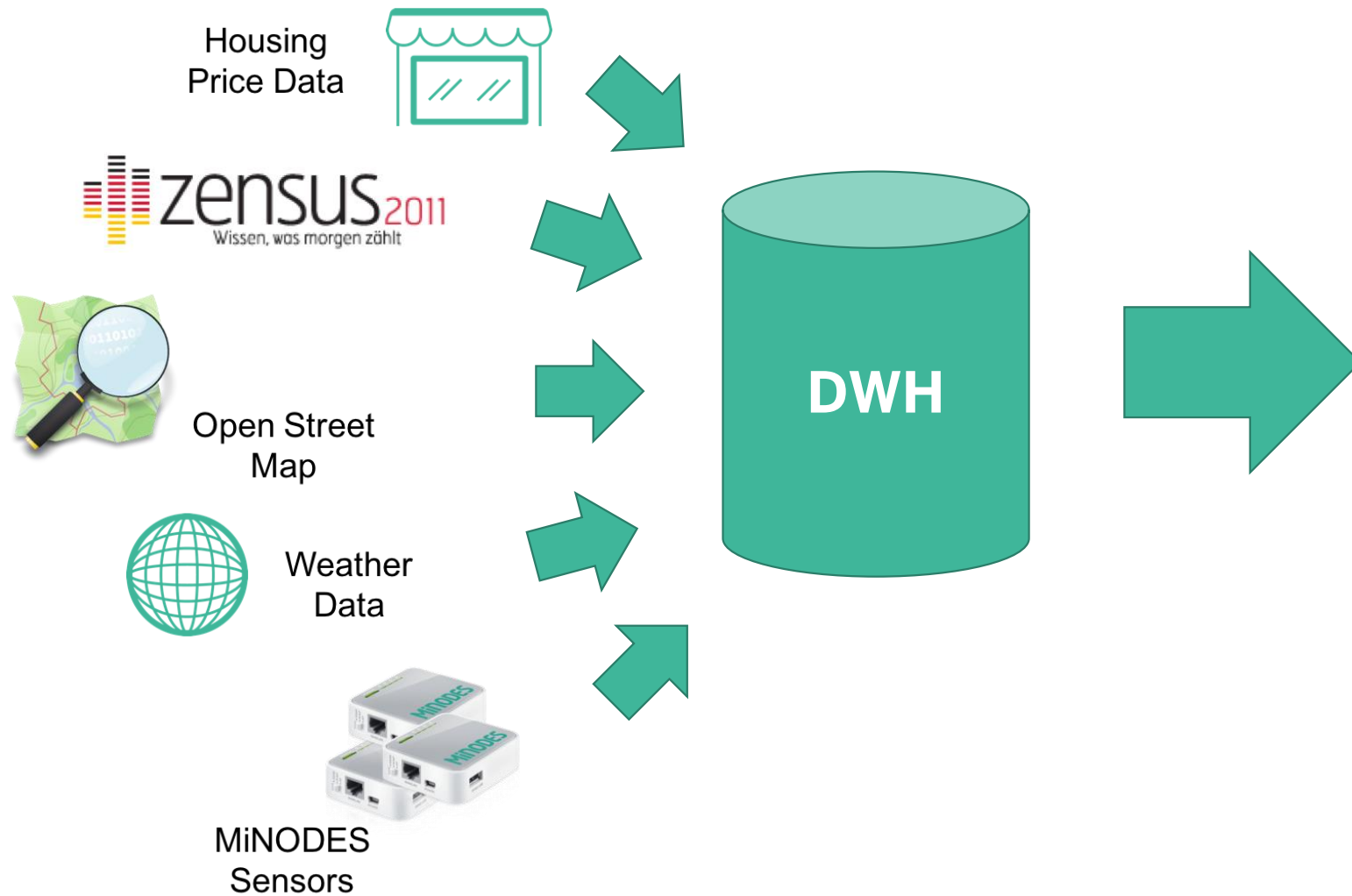




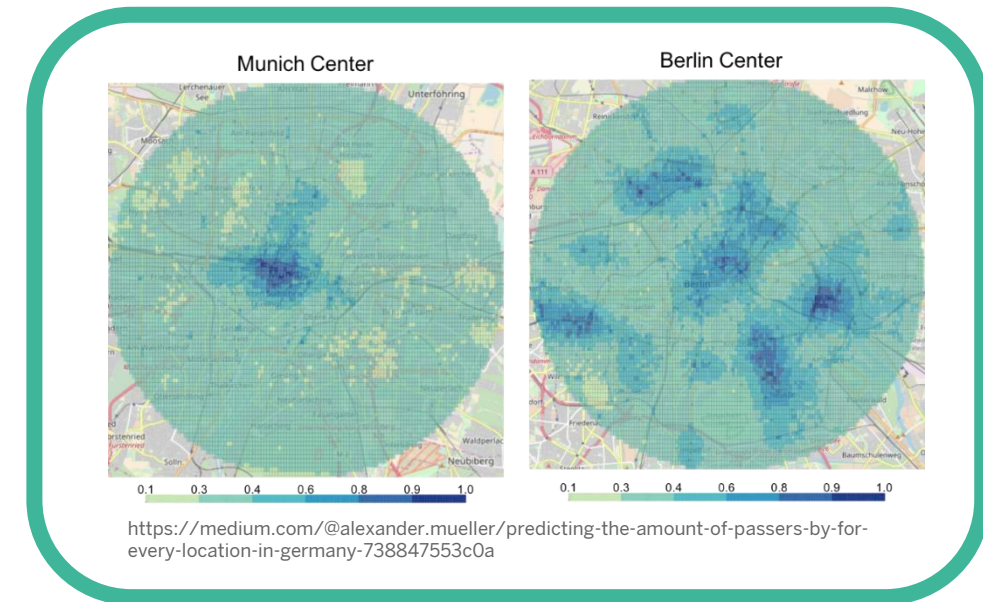
Minodes

A *Telefónica* NEXT COMPANY

Minodes



Location Planning



Session Flow

CRISP Research

Forecast Global Data Economy




225 Mrd €

2018 Umsatz Global für Datenprodukte

<https://www.tableau.com/de-de/learn/webinars/embedded-analytics-crisp-turn-data-into-products>

CUSTOMERS



DATA ROYAL STAR

Timo Tautenhahn

Questions, comments, feelings?

ttautenhahn@tableau.com

www.tableaufans.com



MAKE



BUY

User Interface

Platform

Automated Data Flow

Innovations

INTERACT



DESKTOP



BROWSER



MOBILE



EMBEDDED

Collaboration

Analytics

Content Discovery

Governance

Data Prep

Data Access

Security &
Compliance

Extensibility
& APIs

DEPLOYMENT



ON-PREMISES



CLOUD



HOSTED



WINDOWS



LINUX



MAC



MULTI-TENANT

Security & Compliance

INTERACT



Collaboration

Analytics

Content Discovery

Governance

Data Prep

Data Access

DEPLOYMENT



MARKETING AUTOMATION

Manage your digital channels from one platform. Processing leads from initial engagement to opportunity, you're able to build nurture workflows in-line with your business objectives.

MULTI-CHANNEL MARKETING

Using automated workflows you can extend your reach across multiple digital channels more cost effectively. It provides a personalised user experience, from the point of entry through to customer retention and advocacy.



SALES ALIGNMENT

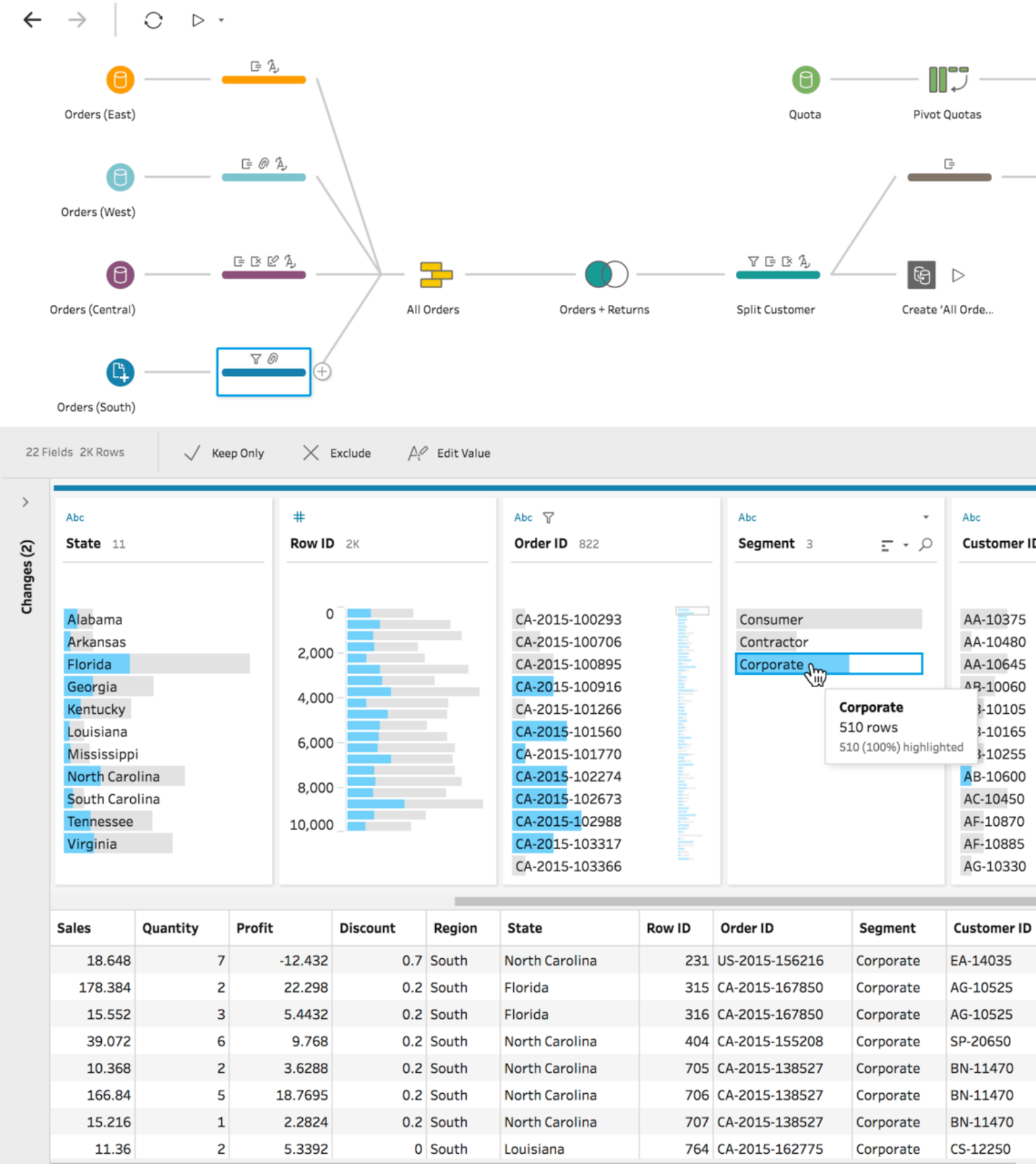
Alignment of Marketing and Sales is imperative for a seamless user journey. Guide your visitors through the sales funnel with regular communication and relevant content to help their decision process.

KEEP YOUR CUSTOMER

A smooth customer-centric journey throughout the lifecycle helps retention and reinforces your brand message.



Tableau Prep helps people
prepare data for analysis



INTERACT



DESKTOP



BROWSER



MOBILE



EMBEDDED

Collaboration

Analytics

Content Discovery

Governance

Data Prep

Data Access

Security &
Compliance

Extensibility
& APIs

DEPLOYMENT



ON-PREMISES



CLOUD



HOSTED



WINDOWS



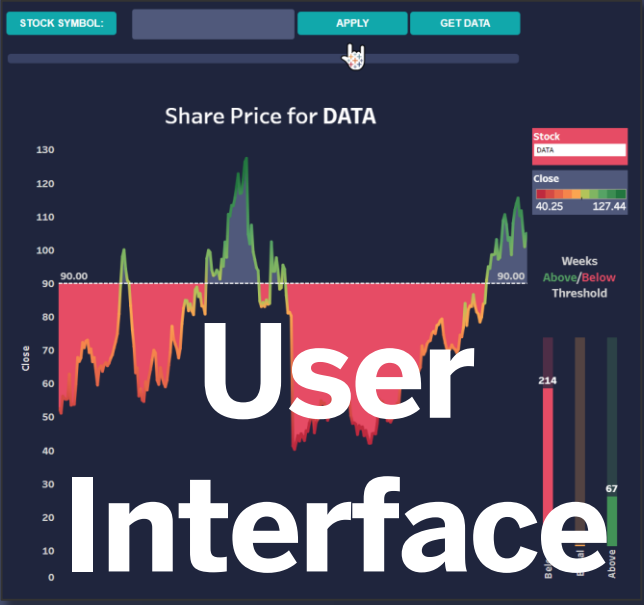
LINUX



MAC



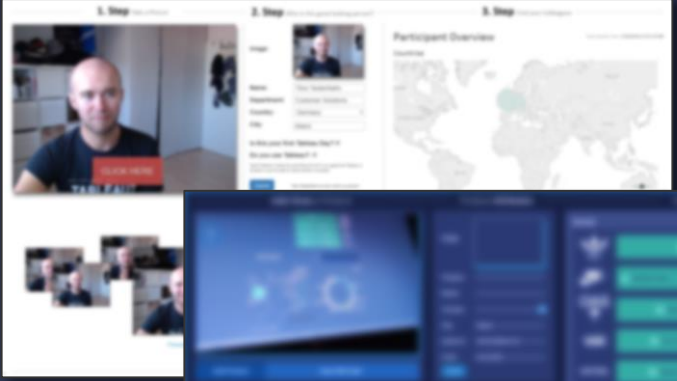
MULTI-TENANT



User Interface




Extensions

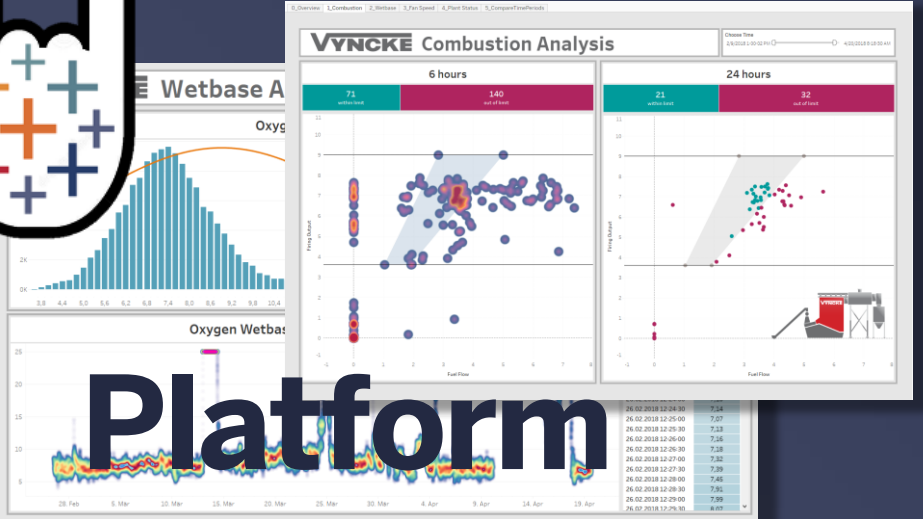


Integration

Inspiration



Automated Data Flow



Platform



Mobile

02:08

LTE



Mölkky

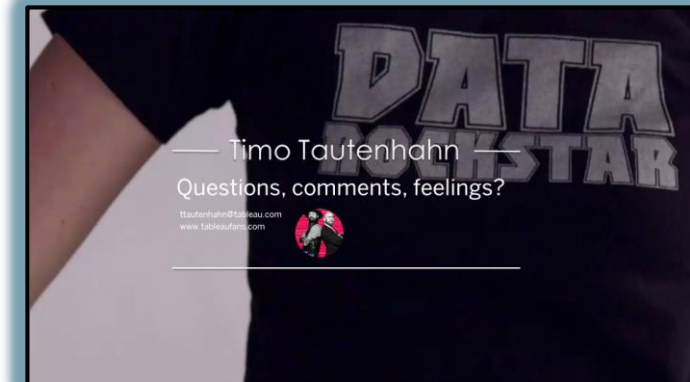
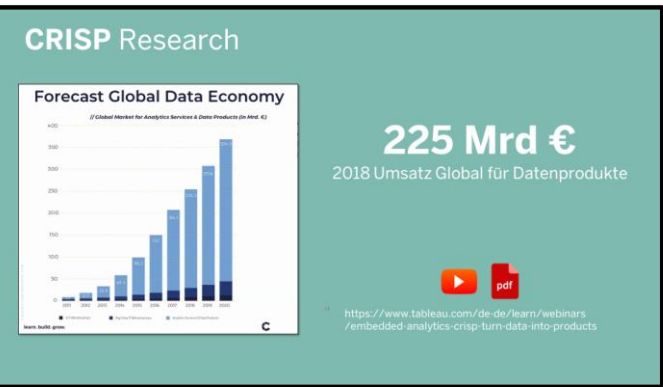


Timo Tautenhahn



Powered By Tableau

Session Flow



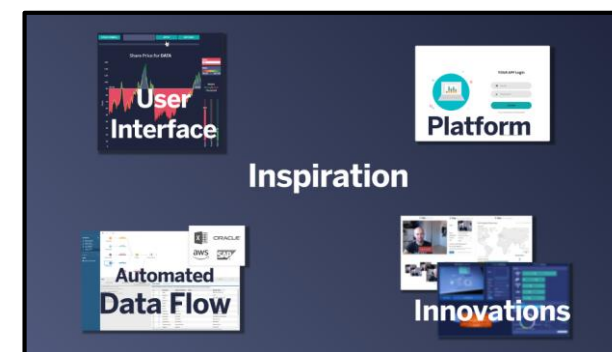
Big Picture

MAKE vs BUY

Customers

Inspiration

Q&A



DATA
ROCKSTAR

— Thank you! —
Questions, comments, feelings?

Timo Tautenhahn
www.tableaufans.com



<http://tableaufans.com/slides/deloitte2019>

tnitzsche@tableau.com
Strategic Account Executive



gkempjones@tableau.com
Strategic Alliances Executive

